

PANEL INSTRUCTIONS



IMPORTANT - RETAIN FOR FUTURE REFERENCE - READ CAREFULLY

We suggest you spend a short time reading through this leaflet and then please follow these usage instructions.

PRODUCT INFORMATION

EcoTop is made from naturally occurring mineral compounds, Quartz sand, Perlite, Aluminium Hydroxide, and re-cycled wood waste, mixed with Brine

HEALTH&SAFETY

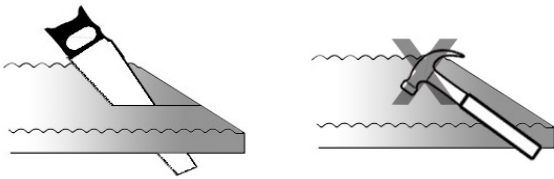
EcoTop panels are 100% free from formaldehyde, asbestos, benzene and other harmful substances.

The product will not release airborne dust. However, during drilling and sanding, glass fibres and fine dust may be released.


When using power saws in a confined space, the use of dust extraction equipment is recommended to control dust levels.

PROCESSING

• Cutting



Can be cut easily using a normal hand saw.

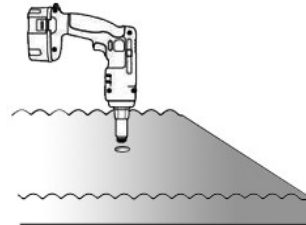


For smooth cutting, use a circular saw or curvilinear saw.

• Drilling

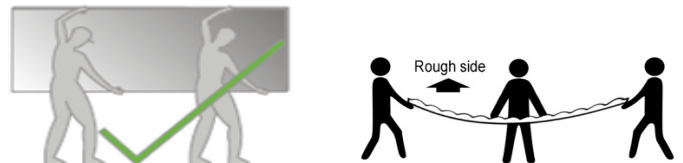
For making holes in the panel, use a standard drill tip.

Do not use the hammer action.



TRANSPORTATION

The panel weight is approximately 36kg. Therefore, at least two people are required to lift and carry a panel. Panels should be evenly lifted to prevent over-bending. The panels can be carried on their side or carefully carried flat with the **rough side upwards**, with a third person supporting the centre of the board

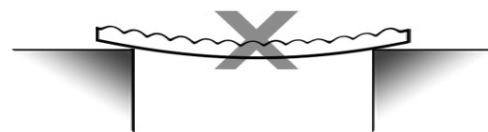
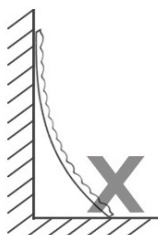


STORAGE

Panels should always be kept in dry and airy areas. If panels become wet, please allow to dry out fully before use.

Please store the panels flat with the textured side upmost, and supported along the length of the panel

The panels should not be stored on an uneven surface.



If you have any problem with this product, please contact info@ecotop-uk.com